




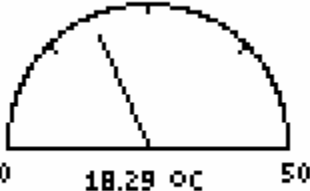
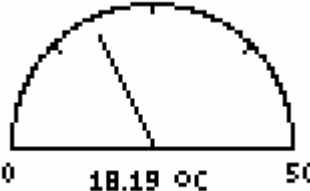

The TI-73 and TI-83 Plus: Similarities and Differences and the Challenges of Teaching with Each/Both

TI-73	TI-83 Plus	Comments
<pre> Ls OPS MATH 1:1-Var Stats 2:2-Var Stats 3:Manual-Fit 4:Med-Med 5:LinReg(ax+b) 6:QuadReg 7:ExpReg </pre>	<pre> EDIT TESTS 1:1-Var Stats 2:2-Var Stats 3:Med-Med 4:LinReg(ax+b) 5:QuadReg 6:CubicReg 7↓QuartReg </pre>	Regressions: Just 5 on the 73 with Manual-Fit, 10 on the 83P
<pre> TEXAS INSTRUMENTS MATRICES version 1.00 PRESS ANY KEY © 1999 TEXAS INSTRUMENTS </pre>	<pre> MATH EDIT 1:[A] 2:[B] 3:[C] 4:[D] 5:[E] 6:[F] 7↓[G] </pre>	Matrix: An application on the 73.
<pre> 1:Link... 2:CBL/CBR 3:Geobrd 4:MATRICES </pre>	<pre> 1:Finance... 2:CBL/CBR 3:Inequal 4:Periodic 5:Physics 6:Transfrm </pre>	Number of APPS: 8 on both, not 94!
<pre> 3 v TEMP NO ----- 2 ----- ----- ----- 23 1 22.8 2 22.9 3 22.7 4 22.6 5 22.6 6 22.8 7 ----- ----- ----- NO()=1 OPS MATH CALC 1:L1 2:L2 3:L3 4:L4 5:L5 6:L6 7↓ALL </pre>	<pre> ... [LIST] CALC TESTS 1:Edit... 2:SortA(3:SortD(4:ClrList 5:SetUpEditor OPS MATH 1:L1 2:L2 3:L3 4:L4 5:L5 6:L6 7↓A </pre>	Accessing lists and location of regressions
9	y [LINK]	Link: Access Point
25K RAM, 64K ROM	24K RAM, 160K ROM 24K RAM, 1.5MB ROM - SE	Memory

The TI-73 and TI-83 Plus: Similarities and Differences and the Challenges of Teaching with Each/Both

TI-73	TI-83 Plus	Comments
	<pre> EDIT CALC TEST 1:Z-Test... 2:T-Test... 3:2-SampZTest... 4:2-SampTTest... 5:1-PropZTest... 6:2-PropZTest... 7:ZInterval... TEST DRAW 1:normalPdf(2:normalcdf(3:invNorm(4:tpdf(5:tcdf(6:x²Pdf(7:x²cdf(</pre>	Statistical Test
	<pre> TEST 2:Mem Mgmt/Del... 3:Clear Entries 4:ClrAllLists 5:Archive 6:UnArchive 7:Reset... 8:Group... </pre>	Archiving
	<pre> TEST 1:value 2:zero 3:minimum 4:maximum 5:intersect 6:dy/dx 7:∫f(x)dx </pre>	CALC Menu
<p>EQUATION SOLVER eqn: A=L*W</p>	<p>EQUATION SOLVER eqn: 0=5X-log(7)^ e</p>	Solver, not =0 on 73!



The TI-73 and TI-83 Plus: Similarities and Differences and the Challenges of Teaching with Each/Both

TI-73	TI-83 Plus	Comments
$\frac{2}{7}$ $4\frac{11}{17}$ $\frac{5}{8} * 2\frac{1}{4}$	NUM CPX PRB 1: Frac 2: Dec 3: 3 4: √() 5: *√ 6: fMin() 7: fMax()	Fractions
EDIT NEW 1: DATAMATE 2: DATCOLLC 3: DATGRAPH 4: DATKEYS1 5: DATKEYS2 6: DATKEYS3 7: DATKEYS4	PROGRAMS 1: Finance.. 2: ALG1PRT1 3: CBL/CBR 4: CelSheet 5: Conics 6: Ctl9Help 7: DataMate	DATAMATE: An APP on the 83P, bunch of Programs on the 73.
 0 18.29 oc 50 Comment=	 0 18.19 oc 50 Reference #:	GAUGE: Comments, Categorical vs. Numerical: TCMNT or TREF.
MATH NUM LOG 1: rand 2: randInt() 3: nPr 4: nCr 5: ! 6: coin() 7: dice()	MATH NUM CPX 1: rand 2: nPr 3: nCr 4: ! 5: randInt() 6: randNorm() 7: randBin()	RAND/PRB
Ls OPS CALC 1: min() 2: max() 3: mean() 4: median() 5: mode() 6: stdDev() 7: sum()		Mode (Measure of Central Tendency)



The TI-73 and TI-83 Plus: Similarities and Differences and the Challenges of Teaching with Each/Both

TI-73	TI-83 Plus	Comments
<pre>WINDOW Xmin=-29.6125 Xmax=64.3875 ΔX=1 Xscl=.1 Ymin=19 Ymax=25 Yscl=1</pre>	<pre>WINDOW Xmin=18 Xmax=36 Xscl=1 Ymin=-19 Ymax=75 Yscl=1 Xres=1</pre>	WINDOW Delta X, and Xres missing. 83P starts at Xmin and adjust, 73 starts at median of range, and adjust.
<pre>Normal Sci Float 0123456789 Degree Rad 105/c b/c Autosimp Mansimp</pre>	<pre>Normal Sci Eng Float 0123456789 Radial Degree Func Par Pol Seq Connected Dot Sequential Simul Real a+bi re^θi Full Horiz G-T</pre>	MODE: Graph types, Split screen, Complex, Simultaneous graphs
<pre>CoordOn CoordOff GridOff GridOn AxesOn AxesOff LabelOff LabelOn ExprOn ExprOff</pre>	<pre>RectGC PolarGC CoordOn CoordOff GridOff GridOn AxesOn AxesOff LabelOff LabelOn ExprOn ExprOff</pre>	FORMAT: Missing Polar.
<pre>MENU RECEIVE 5↑Pic... 6:Real... 7:Y-Vars... 8:Consts... 9:Vars to TI82... 9↓Vars to TI83... A↓APPS...</pre>	<pre>MENU RECEIVE 1:All+... 2:All-... 3:Prgm... 4:List... 5↓Lists to TI82... 6:GDB... 7↓Pic...</pre>	Link: To 83...
<pre>Vertical 25 mode(LARM Done mode(LTEMP 0243</pre>	<pre>stdDev(LA) 2.977693664 max(LA)-min(LA) 15.16 stdDev(LA)█</pre>	Memory Stack Access





The TI-73 and TI-83 Plus: Similarities and Differences and the Challenges of Teaching with Each/Both

TI-73	TI-83 Plus	Comments
<pre>n 30 minX 9 Q1 11 Med 12 Q3 13 maxX 15</pre>	<pre>1-Var Stats ↑n=17 minX=18.1 Q1=23.25 Med=24.12 Q3=24.585 maxX=33.26</pre>	1-Var Stats
<pre>1:Length... 2:Area... 3:Volume... 4:Time... 5:Temp... 6:Mass/Weight... 7:Speed...</pre>		Convert
<pre>A B C D E F G H I J K L M N O P Q R S T U V W X Y Z < > " _ = ≠ > ≥ < ≤ and or Done</pre>	DAY	TEXT and location of various symbols.
<pre>POINTS STO 1:ClrDraw 2:Line(3:Horizontal 4:Vertical 5:Shade(6:Circle(7↓Text(</pre>	<pre>POINTS STO 1:ClrDraw 2:Line(3:Horizontal 4:Vertical 5:Tangent(6:DrawF 7↓Shade(</pre>	Drawing Tools 2 vs. y [DRAW]
<pre>Set Constant: Single Multiple C1: * LALL C2:= C3:= C4:=</pre>		Constant Key

The TI-73 and TI-83 Plus: Similarities and Differences and the Challenges of Teaching with Each/Both

TI-73	TI-83 Plus	Comments
<pre> 2nd C ----- ----- 1 ----- ----- ----- BIRD CAT DOG BAT SNAKE OTHER ----- PET = {"BIRD", "CA... </pre>		Categorical List
<pre> Plot1 On [Off] Type: [] [] [] [] [] [] [] [] [] [] CategList: TEMP Data List: TEMP Number [Percent] </pre>	<pre> 2nd Plot2 Plot3 On Off Type: [] [] [] [] [] [] [] [] [] [] Xlist: A Ylist: A Mark: [] + . </pre>	Plot Types: 73 Missing z-Distribution,
<pre> Plot1 Plot2 Plot3 \Y1=22.5 \Y2= \Y3= \Y4= </pre>	<pre> 2nd Plot2 Plot3 \Y1= \Y2= \Y3= \Y4= \Y5= \Y6= \Y7= </pre>	Y=: Only 4 on the 73
	<pre> 2nd VARS 1: TVM Solver... 2: tum_Pmt 3: tum_I% 4: tum_PV 5: tum_N 6: tum_FV 7: nPV() </pre>	Finance
<pre> 2nd NUM PRB LOG 1: lcm() 2: gcd() 3: 3 4: 3√() 5: *√ 6: Solver... </pre>	<pre> 2nd NUM CPX PRB 1: Frac 2: Dec 3: 3 4: 3√() 5: *√ 6: fMin() 7: fMax() </pre>	1


The TI-73 and TI-83 Plus: Similarities and Differences and the Challenges of Teaching with Each/Both

TI-73	TI-83 Plus	Comments
CATALOG ▶Ab/c ▶Ab/c↔d/e abs(and Ans augment(Autosimp	CATALOG  ▶abs(and angle(ANOVA(Ans Archive Asm(CATALOG: access to Alpha
	GROUP UNGROUP 1 Create New	Grouping files
MEMORY 1: About 2: Check RAM... 3: Check APPs... 4: Delete... 5 Clear Home 6: ClrAllLists 7: Reset...	MEMORY 1: About 2: Mem Mgmt/Del... 5 Clear Entries 4: ClrAllLists 5: Archive 6: UnArchive 7↓Reset...	Clearing Memory Stack Also in the Catalog
	BOOT Code 1.00 BASE Code 1.15 Enter Self-Test? This will clear all memory Press [ON] to cancel	Self-Test
OPS OPS MATH CALC 1 L1 2: L2 3: L3 4: L4 5: L5 6: L6 7↓BOB	OPS OPS MATH 1 L1 2: L2 3: L3 4: L4 5: L5 6: L6 7↓C	Location of L1, etc. <u>off</u> the keyboard on the 73. 

The TI-73 and TI-83 Plus: Similarities and Differences and the Challenges of Teaching with Each/Both

TI-73	TI-83 Plus	Comments
<p>GRAPH EXPLORER SOFTWARE 1.60 PROD #: 02-0-01-3C ID: 02094-B7053-DC44 Cert. Revision # 4</p> <p>Help: education.ti.com</p>	<p>TI-83 Plus Silver Edition 1.15 PROD #: 04-1-01-0F ID: 04140-2085B-CC5C Cert. Revision #17</p> <p>Help: education.ti.com</p>	OS
<p>Area Formulas Buidling Perspectives™ Geoboard Guess My Coefficients Logic Ladder Math by Hand Matrices Number Curiosities Number Line Probability Simulation Puzzle Tanks™ Rational Number Rampage Safari Search™ SMILE Mathematics App StudyCards™ TI CBL™ /CBR™ Topics in Algebra I (Chapters 1-4) Topics in Algebra 1 (Chapter 5)</p>	<p>Advanced Finance Area Formulas Catalog Help CBL™ Chem/Bio CBL™ Physics CBL™ System Experiment Workbook CellSheet™ Chinese Help Conic Graphing DataMate Decimal Defender Fundamental Topics in Science GeoMaster™ Guess My Coefficients Inequality Graphing Language Localization Logic Ladder Math by Hand NoteFolio™ Number Curiosities Organizer Periodic Table Polynomial Root Finder and Simultaneous Equation Solver Probability Simulation Rational Number Rampage Real World Math with CBL™ Science Tools SimCalc Mathworld Shareware SMILE Mathematics App Solve It! Start Up Customization StudyCards™ TI CBL™ /CBR™ Topics in Algebra I (Chapters 1-4) Topics in Algebra 1 (Chapter 5) Transformation Graphing What is my Angle? World Geography</p>	APPS: Common, unique, free, and VIP

The TI-73 and TI-83 Plus: Similarities and Differences and the Challenges of Teaching with Each/Both



[TI-73 PPT](#), [Compare Chart](#), Manuals [73](#) or [83p](#), Bid Specs [73](#) or [83p](#) and DAY's [Home](#) and [Link](#)

For Additional Information Contact

[David A. Young](mailto:dyoung7@prodigy.net)
dyoung7@prodigy.net
dyoung@favar.net
dav7@swbell.net